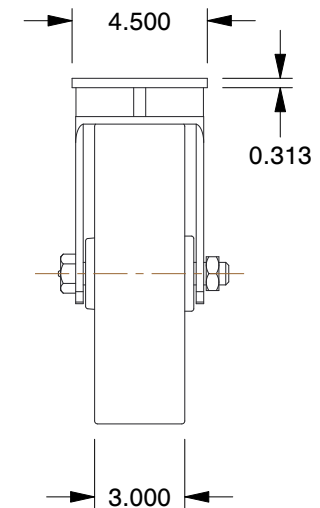
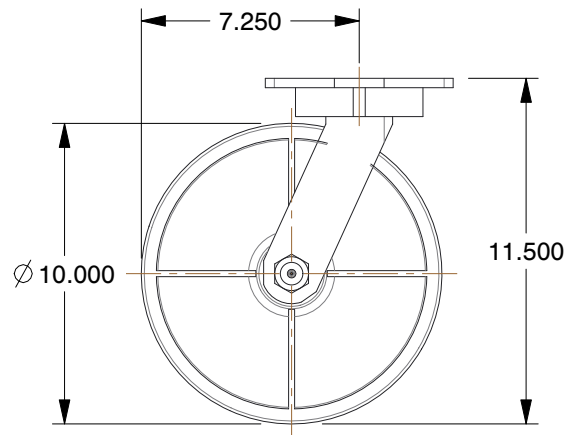
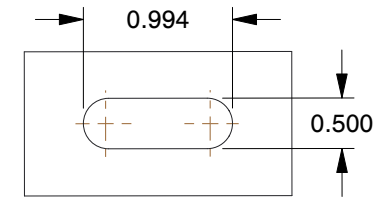


MOUNTING HOLE DETAILS



NOTES:

1. LOAD RATING : 4100 lb.
2. WHEEL COLOR : Black
3. FRAME FINISH : Zinc Plated
4. CASTER WHEEL BEARINGS : Roller
5. CASTER FRAME MATERIAL : Steel
6. CASTER WHEEL SHAPE : Standard
7. CASTER CORE MATERIAL : Ductile Iron
8. CASTER WHEEL/TREAD MATERIAL : Ductile Iron
9. CASTER LOAD RATING RANGE : Heavy-Duty
10. CASTER PRODUCT GROUP : Kingpinless Caster

COMPONENT

Plate Caster

GRAINGER

100 Grainger Parkway, Lake Forest, Illinois 60045-5201
 1-(800) GRAINGER, 1-(800) 472-4643, (847) 535-1000
www.grainger.com

This file and any associated information and specifications are provided for reference and evaluation purposes only, and is subject to change without notice. Grainger makes no representations, warranties or guarantees as to the appropriateness, accuracy, completeness, or suitability for any purpose, of the file, information or specifications. You are solely responsible for the use of the file, information or specifications.

This drawing is the property of GRAINGER. It contains confidential, proprietary information that is GRAINGER property. Do not disclose to or duplicate for others except as authorized by GRAINGER.

SCALE

0.16

1VJE8

Kingpinless Swivel Caster, Ductile Iron, 10in, 4100lb

UNIT

INCH

SHEET

1 of 1