



# Casters and wheels that will turn your product designs around

## **Strength of Innovation**

A Colson Associate company, Revvo is one of the leading manufacturers worldwide of casters and wheels for material handling, OEM products, industrial production, and many specialized applications. Revvo holds several patents for casters and was a pioneer in the development of robust kingpinless fabricated caster design, as well as the use of polyurethane in heavy-duty caster tires.

## **“Revvothane” Wheels**

Revvo is approved for the manufacture of industry-acclaimed Vulkollan® (a registered trademark of Bayer AG) used to produce “Revvothane” polyurethane wheels. Revvothane wheels provide high tear resistance, low permanent deformation, high abrasion resistance, maximum load bearing capacity, superior chemical resistance, and low damping value to prevent heat build-up in dynamic applications.

- K Series Medium-Duty Casters
- H Series Medium-Duty & Heavy-Duty Casters
- P Series Heavy-Duty Casters
- WP Series Wide-Wheel, Heavy-Duty Casters



The Revvo Caster Co., Inc.



# K SERIES

## Kingpinless Fabricated Steel

Revvo kingpinless top plate K Series casters feature a fabricated steel frame for improved turning, greater impact resistance, and better tracking in light-to-medium-duty applications. K Series casters are available in four wheel sizes (4", 5", 6" & 8") with load capacities ranging from 550 to 2,200 lbs. Both swivel and fixed models are fitted with rectangular top plates.



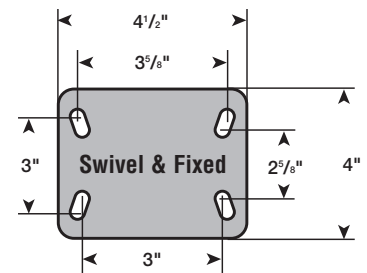
The K Series is a robust fabricated caster featuring a precision machined kingpinless swivelhead containing a full ballrace with hardened-steel balls running in hardened raceways.



Revvo G Series swivel and fixed green rubber wheels feature maintenance-free precision ball bearings and are designed for non-marking, quiet running.

**Features narrow footprint wheels for ergonomic push-pull action.**

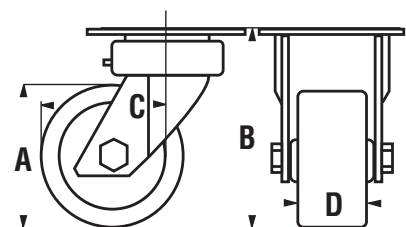
### Standard Top Plate



K Series top plates are 1/4" thick and have fixing holes to suit 3/8" diameter bolts.

A = Wheel Diameter    B = Overall Height    C = Swivel Radius    D = Tread Width

K SERIES									
A	B	C	D	Load Capacity	Bearing	Wheel	Swivel Part #	Fixed Part #	
4"	5-5/8"	3-3/4"	2"	700	Roller	Phenolic	5VF70	5VF60	
5"	6-1/2"	4-1/2"	1-3/4"	550	Plain	Nythane	16D129	16D130	
5"	6-1/2"	4-1/2"	1-5/8"	440	Precision Ball	Green Rubber	5VF71	5VF61	
5"	6-1/2"	4-1/2"	2"	1000	Roller	Phenolic	5VF72	5VF62	
6"	7-1/2"	5-1/8"	1-3/4"	660	Plain	Nythane	16D131	16D132	
6"	7-1/2"	5-1/8"	2"	660	Precision Ball	Green Rubber	5VF73	5VF63	
6"	7-1/2"	5-1/8"	2"	1200	Roller	Phenolic	5VF74	5VF64	
6"	7-1/2"	5-1/8"	2"	1760	Precision Ball	Nylon	2GMK9	2GML1	
8"	9-1/2"	6-1/8"	1-3/4"	880	Plain	Nythane	16D133	16D134	
8"	9-1/2"	6-1/8"	2"	880	Precision Ball	Green Rubber	5VF75	5VF65	
8"	9-1/2"	6-1/8"	2"	1400	Roller	Phenolic	5VF76	5VF66	
8"	9-1/2"	6-1/8"	2"	2200	Precision Ball	Nylon	2GML2	2GML3	



For more information contact your Grainger Representative or visit [Grainger.com](http://Grainger.com)®.






# H SERIES

## Kingpinless Fabricated Steel

Revvo H Series kingpinless swivel casters feature a fabricated steel frame for improved turning, greater impact resistance and better tracking in light, medium and heavy-duty applications including power towing (to 10 mph). They are available in swivel and fixed models in six wheel sizes (4" to 12") with load capacities ranging from 500 to 3,080 lbs. Swivel models are fitted with oblong top plates, and fixed models are fitted with rectangular top plates.

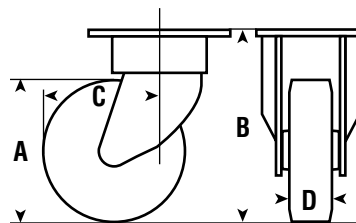


H Series casters feature a full ballrace of 2-3/8" diameter with steel ball bearings in hardened raceways sealed against contamination.

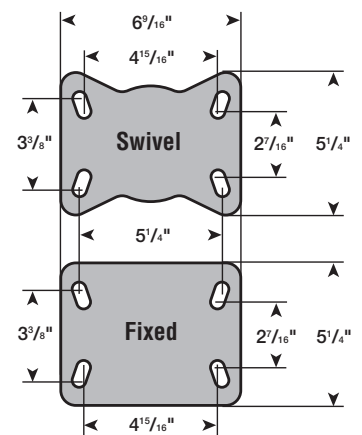


Revvo H Series swivel caster with independently operating directional lock and foot brake available for 6" to 12" Vulkollan® Polyurethane ("Revvothane") wheels.

**Features**  
 narrow footprint  
 wheels for ergonomic  
 push-pull action.



### Standard Top Plates



H Series top plates have fixing holes to suit 1/2" diameter bolts.

Top plates are 9/32" for swivel and 1/4" thick for fixed models.

A = Wheel Diameter    B = Overall Height    C = Swivel Radius    D = Tread Width

H SERIES									
A	B	C	D	Load Capacity	Bearing	Wheel	Swivel Part #	Fixed Part #	Swivel w/Brake & Directional Lock
4"	6-1/8"	4"	1-1/2"	500	Roller	Revvothane	4W664	4W667	-
4"	6-1/8"	4"	1-3/4"	700	Roller	Cast Iron	4W665	4W668	-
5"	7-1/8"	4-5/8"	1-1/2"	700	Roller	Revvothane	4W670	4W673	-
5"	7-1/8"	4-5/8"	1-3/4"	1400	Roller	Cast Iron	4W671	4W674	-
6"	8-1/8"	5-1/4"	1-3/4"	815	Roller	Rubber Tire	4W675	4W679	-
6"	8-1/8"	5-1/4"	1-1/2"	1600	Roller	Revvothane	4W676	4W680	4W678
6"	8-1/8"	5-1/4"	1-3/4"	2000	Roller	Cast Iron	4W674	4W677	-
8"	10-1/8"	6-3/4"	2"	1200	Roller	Rubber Tire	4W682	4W686	-
8"	10-1/8"	6-3/4"	1-1/2"	2400	Roller	Revvothane	4W683	4W687	4W685
8"	10-1/8"	6-3/4"	1-3/4"	2250	Roller	Cast Iron	4W684	4W688	-
10"	12-1/8"	8-1/8"	1-3/4"	2640	Roller	Revvothane	4W690	4W694	4W692
10"	12-1/8"	8-1/8"	2-1/8"	2700	Roller	Cast Iron	4W691	4W695	-
12"	14"	9-5/8"	1-3/4"	3080	Roller	Revvothane	4W696	4W700	4W698

For more information contact your Grainger Representative or visit [Grainger.com](http://Grainger.com)®.





## P SERIES

### Kingpinless Fabricated Steel

Revvo kingpinless top plate P Series casters incorporate two large case-hardened ball races and feature press-formed side plates for added durability when towing heavy loads up to 10 mph. They are available in four wheel sizes (6", 8", 10" & 12") with load capacities ranging from 810 to 4,400 lbs. Swivel models are fitted with oblong top plates, and fixed models are fitted with rectangular top plates.

P Series casters are also available in special swivel and fixed models (WP Series) to accommodate wider wheels.

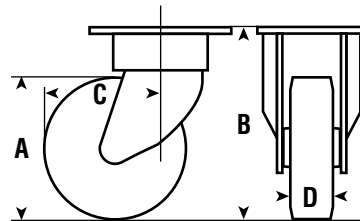


P Series casters feature large-diameter, case-hardened ball races.

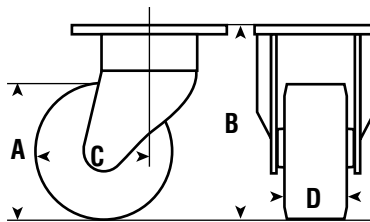


Revvo P Series casters are available in Vulkollan® Polyurethane ("Revvothane") wheels.

WP Series casters are also available with "Revvothane" wheels and are designed to accommodate wider wheels.

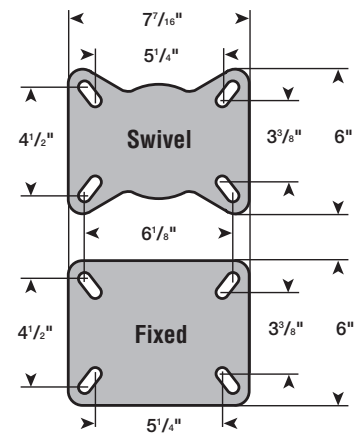


P Series



WP Series

### Standard Top Plates



P Series and WP Series top plates are 10mm thick and have fixing holes to suit 1/2" diameter bolts.

A = Wheel Diameter B = Overall Height C = Swivel Radius D = Tread Width

P SERIES										
A	B	C	D	Load Capacity	Bearing	Wheel	Swivel Part #	Fixed Part #	Swivel w/Brake & Directional Lock	
6"	8-1/2"	5-1/4"	1-1/2"	1605	Precision Ball	Revvothane	4W702	4W706	4W704	
6"	8-1/2"	5-1/4"	1-3/4"	2000	Precision Ball	Cast Iron	4W703	4W707	-	
8"	10-1/2"	6-3/4"	1-3/4"	2200	Precision Ball	Revvothane	4W709	4W714	-	
8"	10-1/2"	6-3/4"	1-3/4"	2525	Precision Ball	Cast Iron	4W710	2GMP1	-	
10"	12-1/2"	8-1/8"	1-3/4"	2640	Precision Ball	Revvothane	4W718	2GMN9	-	

A = Wheel Diameter B = Overall Height C = Swivel Radius D = Tread Width

WP SERIES - Wide Wheel										
A	B	C	D	Load Capacity	Bearing	Wheel	Swivel Part #	Fixed Part #	Swivel w/Brake & Directional Lock	
8"	10-1/2"	6-3/4"	3"	3965	Precision Ball	Revvothane	4W711	2GMN8	4W712	
10"	12-1/2"	8-1/8"	3"	4400	Precision Ball	Revvothane	4W720	4W725	2GMN7	