

Dayton Submersible Effluent Pumps



PUMPS technical data sheet

Submersible Effluent Pumps are designed for wastewater transfer or removal. These pumps remove pretreated liquid waste discharge from an onsite sewage treatment system such as a septic tank. Effluent pumps typically operate intermittently and automatically with a float switch and can accommodate solids up to 3/4" in diameter.

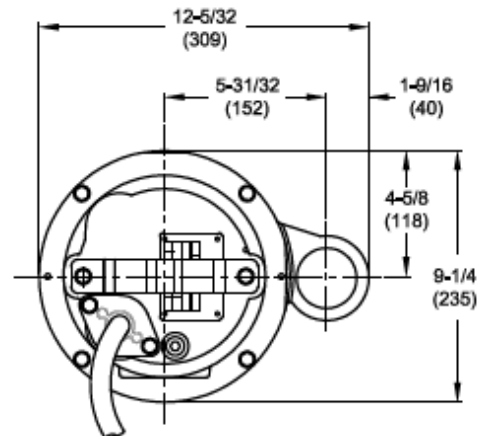
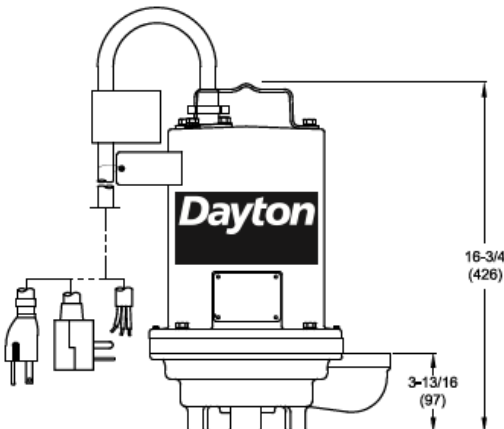


4HU76
1/2 HP, Cast Iron
Submersible Effluent Pump

HP	1/2
Voltage	240V
Phase	Single
Frequency	60 Hz
Run Amps	5.1A
Start Amps	10.2A
RPM	3450

Motor Type	PSC Oil-filled with Class B insulation
Overload Protection	Internal Thermal Overload
Motor Shaft Material	Stainless Steel
Motor Housing Material	Cast Iron
Motor Duty	Intermittent
Motor End Bearing	Single Row Ball
Pump End Bearing	Single Row Ball
Lubrication	Oil Lubricated
Discharge	2 Inch FNPT, Vertical
Volute Material	Cast Iron
Base Material	Cast Iron
Impeller Type	Closed
Impeller Material	Thermoplastic
Hardware Material	Stainless Steel
O-rings	Buna-N
Seal Type	Single Mechanical
Seal Materials	Silicon Carbide/Silicon Carbide/Buna N
Operation	Manual
Power Cord	14/3 SJTOW, 20' (6.1m), NEMA 6-15P 240V Plug
Max. Solids Handling	3/4" (1.9cm) spherical
Max. Water Temperature	104°F (40°C)
Designed Fluid Environment	Water / Wastewater / Effluent

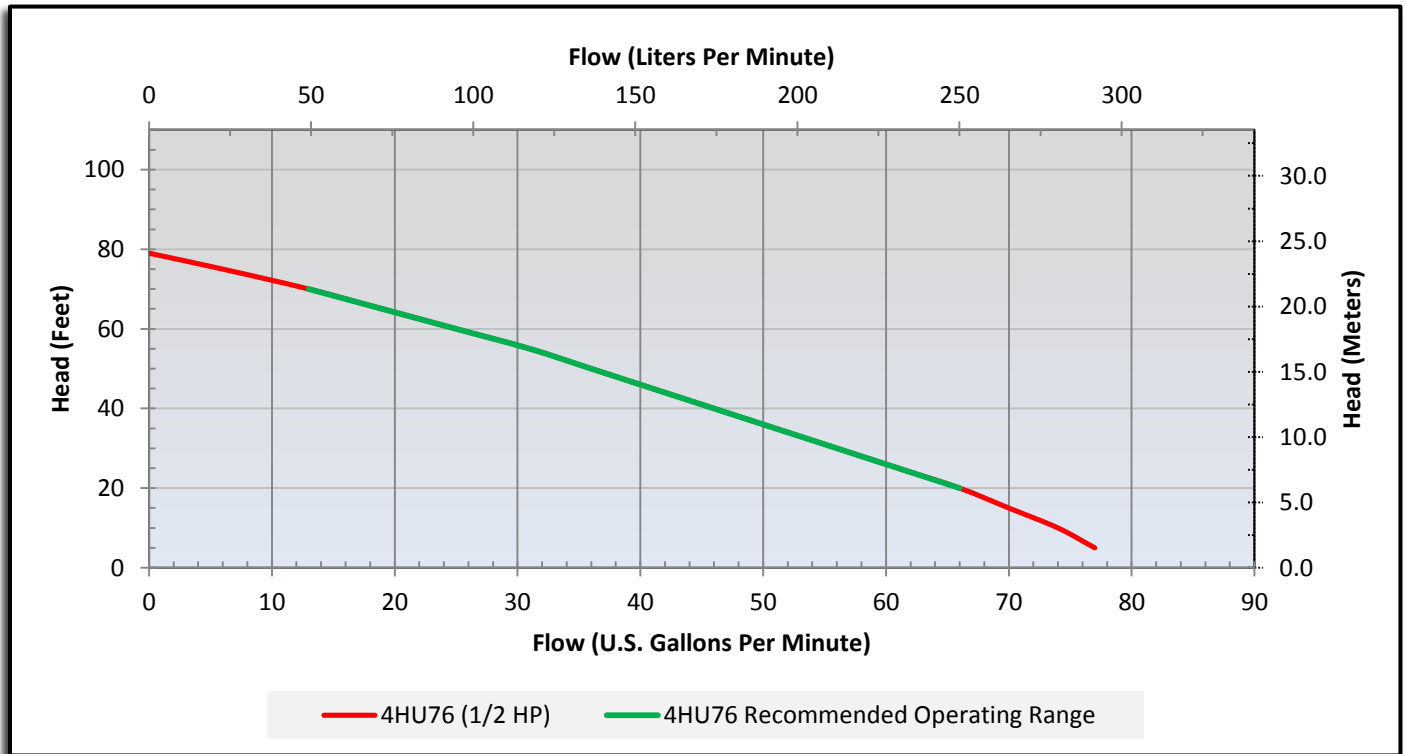
Outline Dimensions



Performance Data

Head	Feet	10	20	30	40	50	60	70	79
	Meters	3.1	6.1	9.1	12.2	15.2	18.3	21.3	24.1
Flow Rate	GPM	74	66	56	46	36	25	13	0
	LPM	280	250	212	174	136	95	49	0

Performance Chart



WARNING: Use only with nonflammable liquids compatible with pump component materials and in nonflammable/nonexplosive atmospheres.

Call or visit your local branch or go to grainger.com/dayton for complete product line information

Find it at Grainger.

© 2013 W.W. Grainger, Inc.

