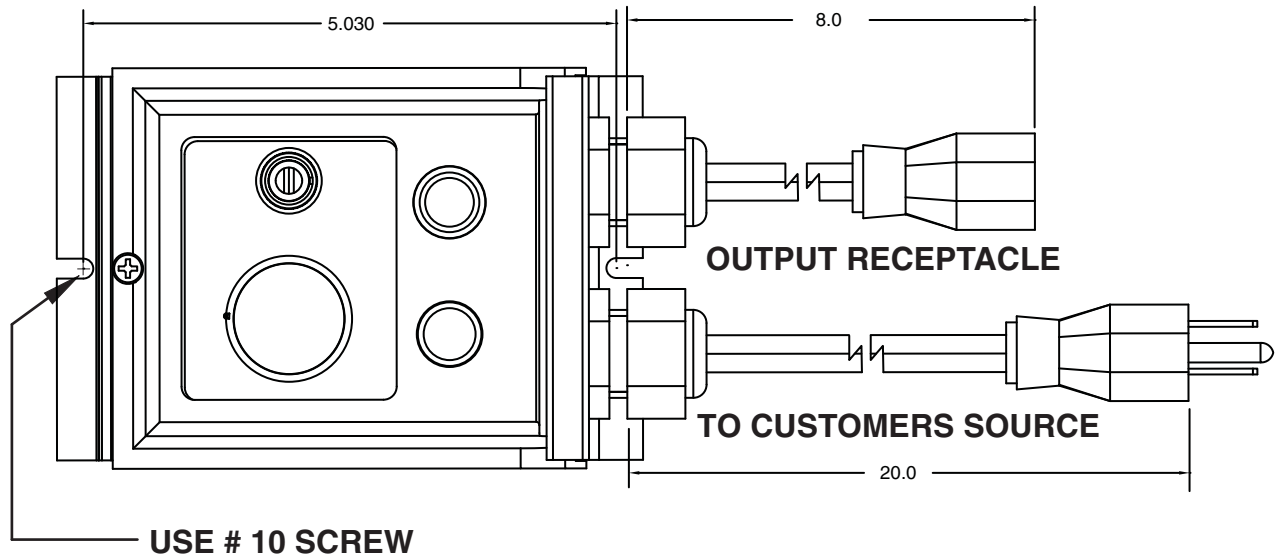


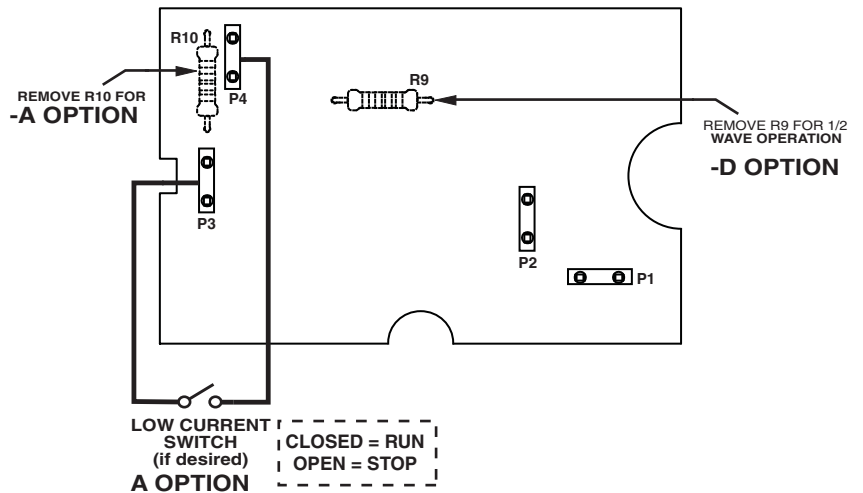
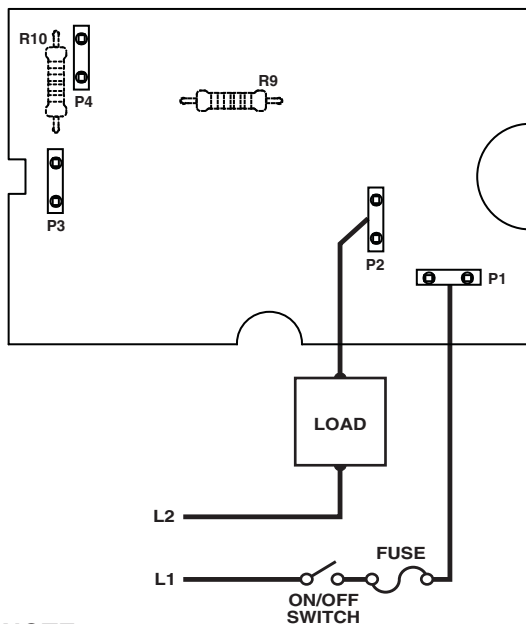
55AC SERIES ENCLOSED MODELS



(57AC MODELS USE 60" CORDS WITHOUT PLUG OR RECEPTACLE)

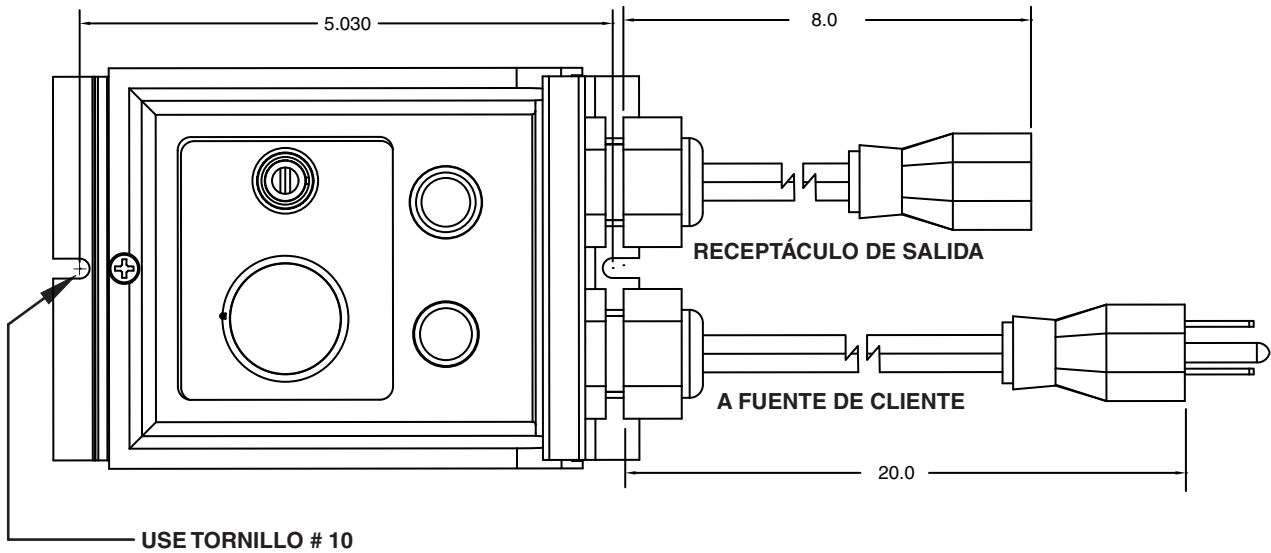
55AC SERIES CHASSIS MODELS

NOTE: FOR -A OPTION, USE HOOK-UP DIAGRAM TO LEFT IN CONJUNCTION WITH THE INSTRUCTIONS SHOWN BELOW.



NOTE:
 The 55 Series is designed to work with shaded pole, permanent split capacitor, permanent split-phase, universal motors or any resistive load. It is not designed for capacitor start motors.

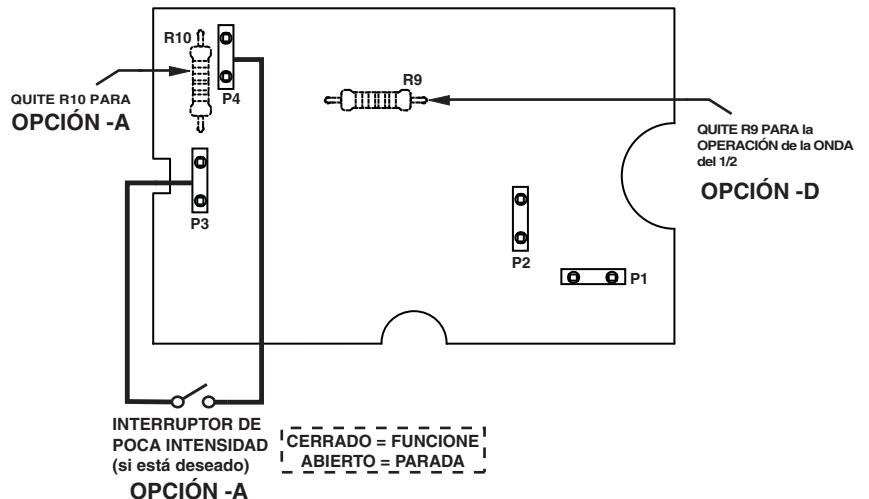
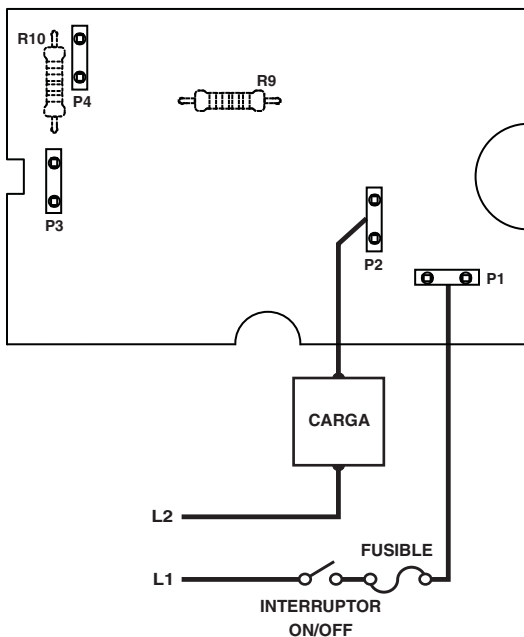
MODELOS CERRADOS SERIE 55AC



(CUERDAS del USO 60" de los MODELOS 57AC SIN el ENCHUFE O RECEPTICLE)

MODELOS CON CHASIS SERIE 55AC

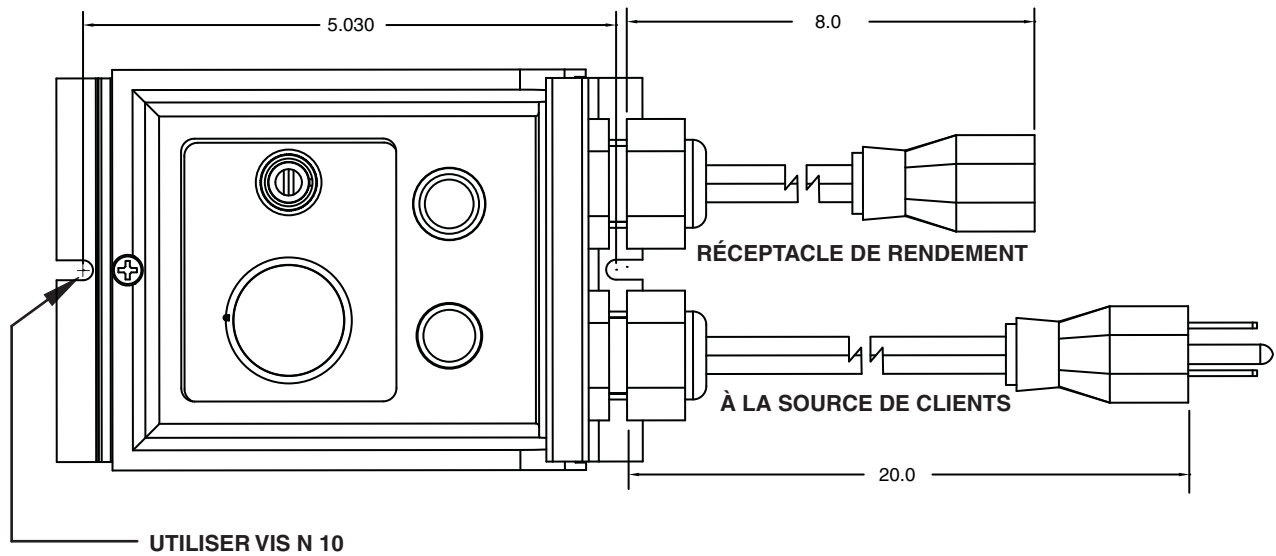
NOTA: PARA -A OPCIÓN, UTILIZA EL DIAGRAMA DE LA TRANSMISIÓN EN CIRCUITO A LA IZQUIERDA CONJUNTAMENTE CON LAS INSTRUCCIONES DEMOSTRADAS ABAJO.



NOTA:

La Series 55 está diseñada para trabajar con motores universales, de polos protegidos, con capacitor y fase divididos permanentemente o cualquier carga resistiva. No está diseñado para motores que arranquen con capacitor.

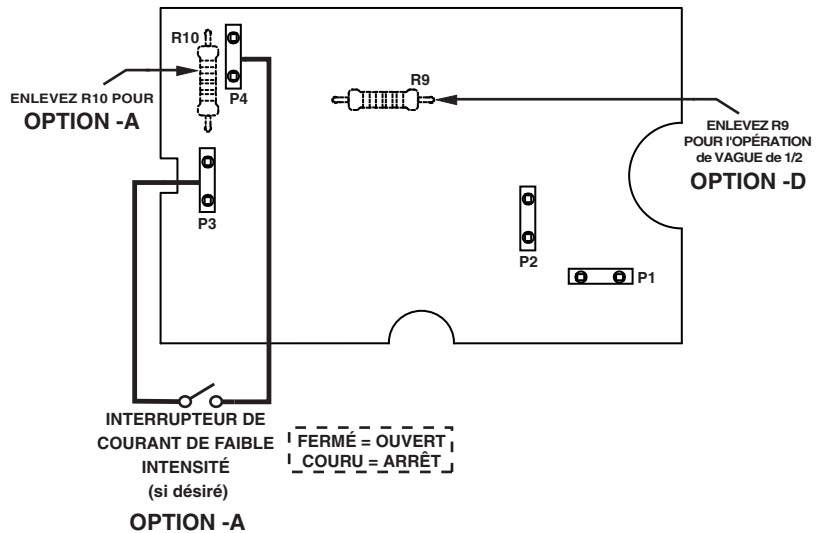
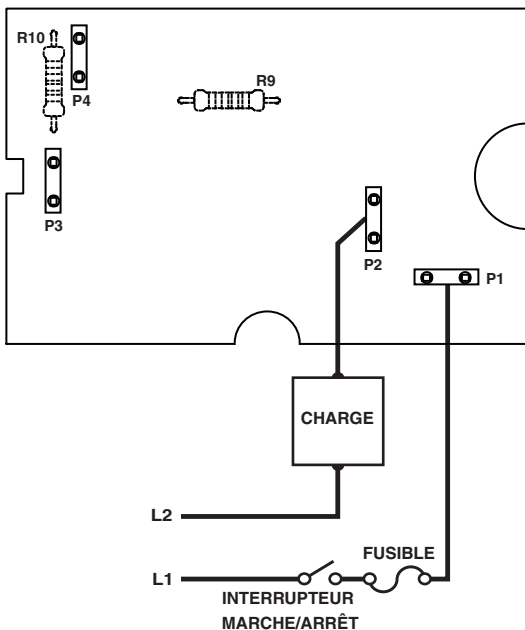
MODÈLES PROTÉGÉS SÉRIE 55AC



(CORDES de l'UTILISATION 60" des MODÈLES 57AC SANS PRISE OU RECEPTICLE)

MODÈLES À CHÂSSIS SÉRIE 55AC

NOTE : POUR - A OPTION, EMPLOYEZ LE DIAGRAMME DE CONJUGAISON VERS LA GAUCHE EN MÊME TEMPS QUE LES INSTRUCTIONS MONTRÉES CI-DESSOUS.



NOTE:

Le Série 55 est conçu pour fonctionner avec des moteurs universels à bague de déphasage, à condensateur permanent et à enroulement auxiliaire permanent ou avec n'importe quelle charge résistive. Il n'est pas conçu pour des moteurs à condensateur permanent.

MORE DC MOTOR SPEED CONTROL PRODUCTS FOR YOUR EVERYDAY NEEDS



Stock # 5JJ58
1/40 - 2/3 Hp
NEMA 4 Enclosed



Stock # 2M510
1/50 Hp - 1.0 Hp
Open Chassis SCR



Stock # 6Z385A
1/50 Hp - 2.0 Hp
Open Chassis SCR



Stock # 6Z388B
1/4 - 2 Hp
NEMA 4/4X
Extra Features




Stock # 6Z386A
1/50 - 2 Hp
NEMA 4/4X
Extra Features



Stock # 1XC92A
Field Programmable
Closed-loop DC
Speed Control



Stock # 5JJ62
Variable AC Voltage
control



Stock # 5HA33
1/15 - 1.0 Hp
Reversing Control



Stock # 6Z392
Shaft-mounted Hall-
Effect pulse generator



Stock # 3VU55, 5JJ52, 6YC44
DC Input - Variable DC Output
10, 20, and 60 Amp Models



Stock # 3VU57
Field Programmable
Digital Tachometer
and Rate Meter

These and other controls available at W.W. Grainger, Inc.