





Model 526B:
8-Drawer
Machinists' Chest

A two piece, welded friction drawer slides.



Wool-lined drawers in order to protect precision tools.



Top till provides additional storage space for larger items.



Drop front panel that conceals & secures drawers from elements of the work environment. When not in use it can be stored in the base.



INDUSTRY SOLUTIONS

The Kennedy® Signature series is best used in MRO and metal working, along with the following:



MACHINISTS' BASES



MC22
2-DRAWER BASE
• Supports: 520 & 620
• Top drawer felt lined only



MC28
2-DRAWER BASE
• Supports: 526 & 52611
• Top drawer felt lined only



5150
2-DRAWER BASE
• Supports: 526, 52611 & 3611
• Top drawer felt lined only

PART #	SPECIFICATIONS	STEEL GAUGE								
		DRS.	WIDTH	DEPTH	HEIGHT	NET / SHIP WT.	STORAGE	CAPACITY	BODY	DRAWERS
MC22 2-Drawer Base	2	21 5/8"	9 5/8"	7 7/8"	17 / 18 lbs.	865 cu. in.	-	20 ga	22 ga	
	Drawers	1	18"	9 3/8"	3 1/2"	-	60 lbs.	-	22 ga	
		1	18"	9 3/8"	1 1/2"	-	60 lbs.	-	22 ga	
MC28 2-Drawer Base	2	28 1/8"	9 5/8"	7 7/8"	21 / 24 lbs.	1,179 cu. in.	-	20 ga	22 ga	
	Drawers	1	24 3/4"	9 3/8"	1 1/2"	-	60 lbs.	-	22 ga	
		1	24 3/4"	9 3/8"	3 1/2"	-	60 lbs.	-	22 ga	
5150 2-Drawer Base	2	26 3/4"	12 1/2"	9 1/2"	28 / 37 lbs.	1,200 cu. in.	-	20 ga	22 ga	
	Drawers	1	24 1/8"	10 7/8"	2"	-	60 lbs.	-	22 ga	
		1	24 1/8"	10 7/8"	4 1/8"	-	60 lbs.	-	22 ga	



AVAILABLE COLORS

Customize the color of your products. Simply place one of the abbreviations at the end of the model number.



MADE IN THE USA

MACHINISTS' CHESTS

Kennedy SIGNATURE SERIES



3611
11-DRAWER CHEST

- Steel side handles
- 6 adjustable dividers
- Lockable HB (Handbook Drawer)
- Security panel



52611
11-DRAWER CHEST

- Steel side handles
- 8 adjustable dividers
- HB (Handbook Drawer)
- Security panel



526
8-DRAWER CHEST

- Steel side handles
- 5 adjustable dividers
- HB (Handbook Drawer)
- Security panel



520
7-DRAWER CHEST

- Vinyl cushioned, steel core top handle
- 5 adjustable dividers
- Security panel



620
3-DRAWER CHEST

- Vinyl cushioned, steel core top handle
- 4 adjustable dividers

PART #	SPECIFICATIONS	STEEL GAUGE								
		DRS.	WIDTH	DEPTH	HEIGHT	NET / SHIP WT.	STORAGE	CAPACITY	BODY	DRAWERS
520 7-Drawer Chest		7	20 1/8"	8 1/2"	13 3/8"	28 / 29 lbs.	1,694 cu. in.	-	20 ga	22 ga
	Top Till	-	20"	8 3/8"	4 1/2"	-	-	60 lbs.	-	22 ga
	Drawers	4	8 5/8"	7 1/2"	1"	-	-	60 lbs.	-	22 ga
		1	8 5/8"	7 1/2"	2"	-	-	60 lbs.	-	22 ga
		1	18 1/4"	7 1/2"	1 1/2"	-	-	60 lbs.	-	22 ga
		1	18 1/4"	7 1/2"	2 1/4"	-	-	60 lbs.	-	22 ga
526 8-Drawer Chest		8	26 3/4"	8 1/2"	13 3/8"	36 / 37 lbs.	2,219 cu. in.	-	20 ga	22 ga
	Top Till	-	26 1/2"	8 3/8"	4 1/2"	-	-	60 lbs.	-	22 ga
	Drawers	HB	5 1/2"	7 1/2"	5 1/2"	-	-	60 lbs.	-	22 ga
		4	8 3/8"	7 1/2"	1"	-	-	60 lbs.	-	22 ga
		1	8 5/8"	7 1/2"	2"	-	-	60 lbs.	-	22 ga
		1	24 3/4"	7 1/2"	1 1/2"	-	-	60 lbs.	-	22 ga
620 3-Drawer Chest		3	20 1/8"	8 1/2"	13 3/8"	25 / 26 lbs.	1,800 cu. in.	-	20 ga	22 ga
	Top Till	-	20"	8 3/8"	4 1/2"	-	-	60 lbs.	-	22 ga
	Drawers	1	18 1/4"	7 1/2"	1 1/2"	-	-	60 lbs.	-	22 ga
		1	18 1/4"	7 1/2"	2 1/4"	-	-	60 lbs.	-	22 ga
		1	18 1/4"	7 1/2"	3 1/8"	-	-	60 lbs.	-	22 ga
3611 11-Drawer Chest		11	26 1/8"	12 1/8"	18 7/8"	69 / 75 lbs.	3,976 cu. in.	-	20 ga	22 ga
	Top Till	-	26"	12 1/8"	4 1/8"	-	-	60 lbs.	-	22 ga
	Drawers	HB	5 1/2"	10 7/8"	5 1/2"	-	-	90 lbs.	-	22 ga
		6	7 3/8"	10 7/8"	1 1/4"	-	-	90 lbs.	-	22 ga
		1	7 3/8"	10 7/8"	2 3/8"	-	-	90 lbs.	-	22 ga
		1	23"	10 7/8"	2"	-	-	90 lbs.	-	22 ga
52611 11-Drawer Chest		11	26 3/4"	8 1/2"	18"	47 / 48 lbs.	3,000 cu. in.	-	20 ga	22 ga
	Top Till	-	26 1/2"	8 3/8"	4 1/2"	-	-	60 lbs.	-	22 ga
	Drawers	HB	5 1/2"	7 1/2"	4 3/8"	-	-	60 lbs.	-	22 ga
		6	8 5/8"	7 1/2"	1"	-	-	60 lbs.	-	22 ga
		1	8 5/8"	7 1/2"	2"	-	-	60 lbs.	-	22 ga
		1	24 3/4"	7 1/2"	1 1/2"	-	-	60 lbs.	-	22 ga
		1	24 3/4"	7 1/2"	2 1/4"	-	-	60 lbs.	-	22 ga



AVAILABLE COLORS

Customize the color of your products. Simply place one of the abbreviations at the end of the model number.



MADE IN THE USA




High security tubular locking system



Heavy-duty, plated side handles




Locking stays hold lid open



Heavy-duty Friction drawer slides



Includes lift out tote tray with socket set divider/fits in top till.



Steel tote tray



Model 360B:
10-Drawer Mechanics' Chest

AVAILABLE COLORS



INDUSTRY SOLUTIONS

The Kennedy® Signature series is best used in MRO and metal working, along with the following:



AEROSPACE



AUTO TECH



CONSTRUCTION



ENERGY



FLEET MAINTENANCE



MEDICAL/ PHARMA



VOTECH

MECHANICS' CHESTS

Kennedy SIGNATURE SERIES



360 10-DRAWER CHEST

- Fits on 27" & 29" wide roller cabinets
- Includes lift out tote tray with socket set divider
- Friction drawer slides

266 6-DRAWER CHEST

- Fits on 27" & 29" wide roller cabinets
- Includes lift out tote tray with socket set divider
- Friction drawer slides

263 3-DRAWER CHEST

- Fits on 27" & 29" wide roller cabinets
- Includes lift out tote tray with socket set divider
- Friction drawer slides

PART #		SPECIFICATIONS							STEEL GAUGE		
		DRS.	WIDTH	DEPTH	HEIGHT	LINER *	NET / SHIP WT.	STORAGE	CAPACITY	BODY	DRAWERS
263	3-Drawer Chest	3	26 1/8"	12 1/8"	14 3/4"	-	44 / 47 lbs.	3,314 cu. in.	-	20 ga	22 ga
	Top Till	-	26"	11 7/8"	4 1/8"	-	-	-	90 lbs.	-	22 ga
	Tote Tray	-	19 1/2"	7 3/4"	3 3/8"	-	-	-	90 lbs.	-	22 ga
	Drawers	1	23"	10 3/4"	2"	84043	-	-	90 lbs.	-	22 ga
		1	23"	10 3/4"	3"	84043	-	-	90 lbs.	-	22 ga
		1	23"	10 3/4"	4"	84043	-	-	90 lbs.	-	22 ga
266	6-Drawer Chest	6	26 1/8"	12 1/8"	14 3/4"	-	52 / 58 lbs.	3,178 cu. in.	-	20 ga	22 ga
	Top Till	-	26"	11 7/8"	4 1/8"	-	-	-	90 lbs.	-	22 ga
	Tote Tray	-	19 1/2"	7 3/4"	3 3/8"	-	-	-	90 lbs.	-	22 ga
	Drawers	3	6 7/8"	10 3/4"	2"	84044	-	-	90 lbs.	-	22 ga
		2	22 7/8"	10 3/4"	2"	84043	-	-	90 lbs.	-	22 ga
		1	22 7/8"	10 3/4"	3"	84043	-	-	90 lbs.	-	22 ga
360	10-Drawer Chest	10	26 1/8"	12 1/8"	18 7/8"	-	68 / 72 lbs.	3,996 cu. in.	-	20 ga	22 ga
	Top Till	-	26"	11 7/8"	4 1/8"	-	-	-	90 lbs.	-	22 ga
	Tote Tray	-	19 1/2"	7 3/4"	3 3/8"	-	-	-	90 lbs.	-	22 ga
	Drawers	1	6 7/8"	10 3/4"	6 1/4"	84044	-	-	90 lbs.	-	22 ga
		6	6 7/8"	10 3/4"	2"	84044	-	-	90 lbs.	-	22 ga
		2	22 7/8"	10 3/4"	2"	84043	-	-	90 lbs.	-	22 ga
	1	22 7/8"	10 3/4"	3"	84043	-	-	90 lbs.	-	22 ga	

* Liners sold separately



AVAILABLE COLORS

Customize the color of your products. Simply place one of the abbreviations at the end of the model number.



MADE IN THE USA



2600
CHEST RISER

- Fits 27", 29" or 34" roller cabinets



2604
4-DRAWER BASE

- Fits 27", 29" or 34" roller cabinets
- Friction drawer slides
- Heavy-Duty plated side handles



2603
3-DRAWER BASE

- Fits 27", 29" or 34" roller cabinets
- Friction drawer slides
- Heavy-Duty plated side handles



2602
2-DRAWER BASE

- Fits 27", 29" or 34" roller cabinets
- Friction drawer slides
- Heavy-Duty plated side handles

PART #	SPECIFICATIONS									STEEL GAUGE	
	DRS.	WIDTH	DEPTH	HEIGHT	LINERS	NET / SHIP WT.	STORAGE	CAPACITY	BODY	DRAWERS	
2600 Chest Riser	-	28 5/8"	12 1/2"	11 3/4"	-	9 / 12 lbs.	3,660 cu. in.	-	20 ga	-	
2602 2-Drawer Base	2	26 3/4"	12 1/2"	11 3/4"	-	30 / 33 lbs.	1,888 cu. in.	-	20 ga	22 ga	
Drawers	2	22 7/8"	10 3/4"	4"	84043	-	-	90 lbs.	-	22 ga	
2603 3-Drawer Base	3	26 3/4"	12 1/2"	11 3/4"	-	33 / 33 lbs.	1,795 cu. in.	-	20 ga	22 ga	
Drawers	2	22 7/8"	10 3/4"	2"	84043	-	-	90 lbs.	-	22 ga	
	1	22 7/8"	10 3/4"	4"	84043	-	-	90 lbs.	-	22 ga	
2604 4-Drawer Base	4	26 3/4"	12 1/2"	11 3/4"	-	35 / 33 lbs.	1,703 cu. in.	-	20 ga	22 ga	
Drawers	4	22 7/8"	10 3/4"	2"	84043	-	-	90 lbs.	-	22 ga	



AVAILABLE COLORS

Customize the color of your products. Simply place one of the abbreviations at the end of the model number.

