

SPECIFICATIONS:

Display: ¾" LCD

Range: -58 to 572 °F (-50 to 300 °C)

Resolution: 0.1° from -20 to 200,
1° outside this range

Accuracy: **Cat. No. 4272**
±0.3°C at tested points, ±1.0°C otherwise
Cat. No. 4372
±1.0°C

Sampling Rate: 1 second

Features:

Moving head with adjustable angle of 45/90/135/180°, stainless steel sensor probe, memory recall, temperature (°F/°C) selectable, data hold/test function, low battery indicator, and 16" Lanyard

CONTROLS/INDICATORS

H/T - hold/test

F/C - temperature selection

MAX/MIN - Minimum and maximum temperature recorded.

ULTRA™ THERMOMETER ACCURACY

Ultra™ thermometers are tested at selected test points to be within tighter than normal tolerances to assist in providing improved accuracy. Other points will not necessarily fall within the same accuracy as those found at the selected test points, but will be within an accuracy of ±1.0°C.

OPERATION

1. Extend probe to 45/90/135/180° to switch on the unit.
2. Press F/C button to select the desired temperature units.

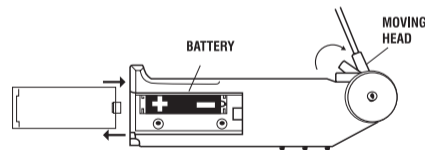
3. Press H/T button once "HOLD" flashes on the display to retain reading for recording. Press H/T again to release and return display to current reading.
4. Press MAX/MIN button once. "MIN" sign displays which represents the minimum temperature tested. Press MAX/MIN button again. "MAX" sign shows to indicate the maximum temperature testing. Current reading will restore automatically after 3 seconds.

ALL OPERATIONAL DIFFICULTIES

If this unit does not function properly for any reason, replace the battery with a new high-quality battery (see "Battery Replacement" section). Low battery power can occasionally cause any number of "apparent" operational difficulties. Replacing the battery with a new fresh battery will solve most difficulties.

BATTERY REPLACEMENT

Erratic readings, a faint display, no display, or a battery icon appearing on the display are all indicators that the battery must be replaced. Slide the panel on the back of the unit in the direction of the arrow. Replace exhausted battery with a new alkaline AAA battery. Slide the battery compartment cover back into place. Replacement battery Cat. No. 1105.



**WARRANTY, SERVICE, OR
RECALIBRATION**

For warranty, service, or recalibration, contact:

CONTROL COMPANY



12554 Old Galveston Rd. Suite B230

Webster, Texas 77598 USA

Ph. 281 482-1714 • Fax 281 482-9448

E-mail sales@control3.com • www.traceable.com

Control Company is ISO 9001:2008 Quality-Certified
by DNV and ISO/IEC 17025:2005 accredited as a
Calibration Laboratory by A2LA.

Traceable® is a registered trademark of  Control Company.
©2016  Control Company. 92-4272-50 Rev. 5 060716

**TRACEABLE®
FLIP-STICK™
THERMOMETER
INSTRUCTIONS**