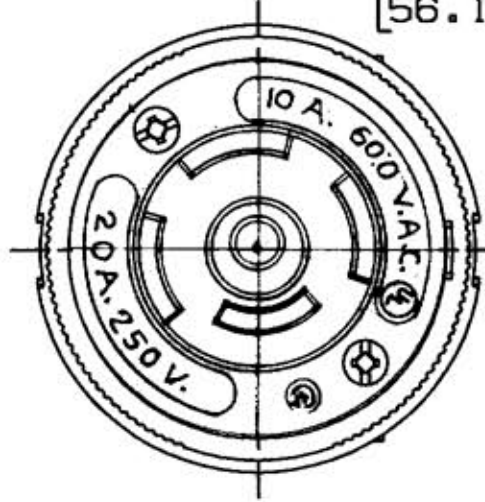
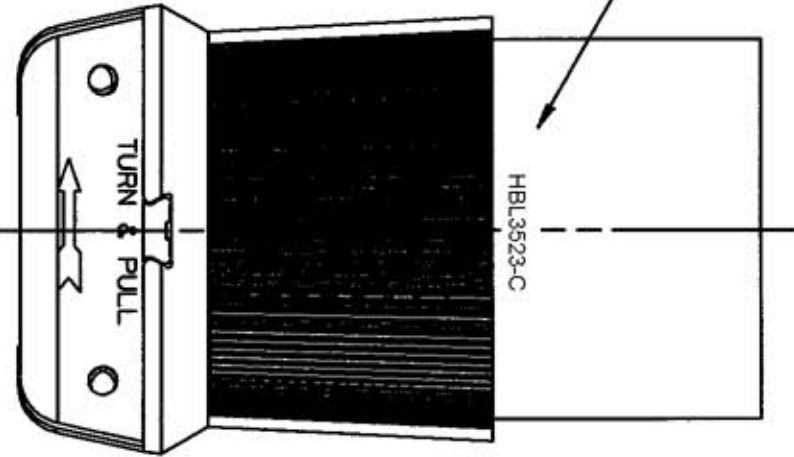


M-6343

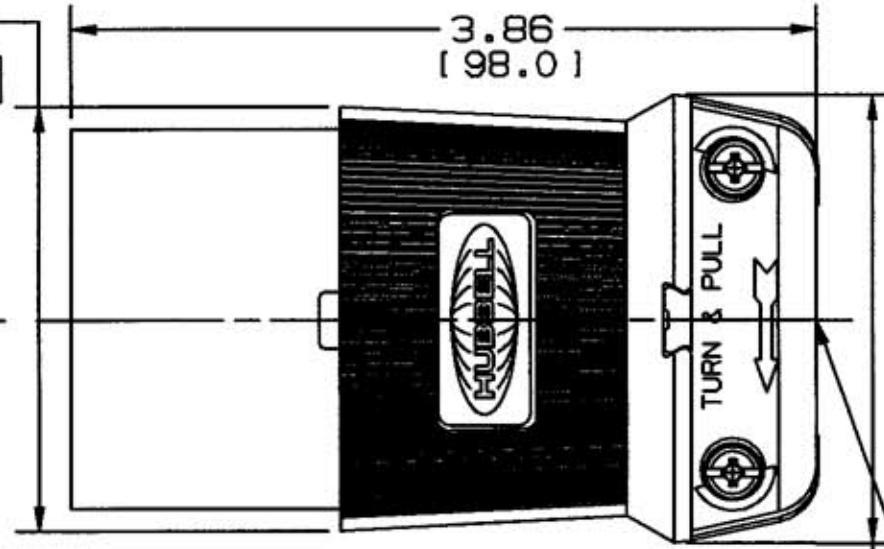
3

CAT NO. & RATING PRINTED ON CONTACT BODY, COLOR CODE BY VOLTAGE



2.21  
[56.1]

3.86  
[98.0]



∅ 2.33  
[59.3]

CORD CLAMP RANGE  
∅ .35-1.15  
[9-29]

LEGEND:  
IN.  
[ mm ]

NOTES:

1. ALL SCREWS ARE COMBINATION PHILLPS/SLOTTED/ROBERTSON HEAD.
2. > INDICATES EVALUATED BY UL IN ACCORDANCE WITH IEC 309-1

LIST OF PARTS

DESCRIPTION	MATERIAL	FINISH
BODY	NYLON	NATURAL
RETAINER	POLY CARBONATE	CLEAR
CONTACT SPRINGS	031 BRASS	
WIRE CLAMPS	080 C.R.S.	NICKEL PLATE
TERMINAL SCREWS	BRASS	**
COVER	NYLON	BLACK
CORD CLAMPS	NYLON	NATURAL
GND CONTACT SPRING	BRASS	

\*\* WHITE- NEUTRAL  
GREEN- GROUND  
BRASS- LINE (3)

SYM	REVISIONS	APP	DATE
3	UPDATED VIEWS, RETAINER MAT. POLY. WAS LEXAN, ADDED HBL SUFFIX TO CAT. NO. PER DCN 8996 MYA	CJC	10/22/01
2	NUMEROUS CHANGES, SEE RECORD PRINT PER DCN 414. DTG	JZ	6-13-96
1	REMOVED INSIDE CONT. SPRING DIM. 1.536 WAS 2.019. 2.56 WAS 2.182 ADDED UL MARKING	MD	3-7-90 A.J.L.

THE DESIGN AND DIMENSIONS OF THE PRODUCT SHOWN ON THIS DRAWING ARE SUBJECT TO CHANGE WITHOUT NOTICE

TITLE 20A 250V A.C. OR D.C. 10A 600V. A.C.  
4 POLE 5 WIRE TWISTLOCK  
CONNECTOR BODY NON-NEMA

TOLERANCES UNLESS OTHERWISE SPECIFIED  
FRACTIONS ± 1/64  
DECIMALS ± .005  
ANGLES ± 2'

WIRING DEVICE-KELLEMS  
HUBBELL INCORPORATED  
BRIDGEPORT, CT  
DR. BY A.J.L. APP. BY  
TR. BY SCALE FULL  
CHK'D BY DATE 3/22/83