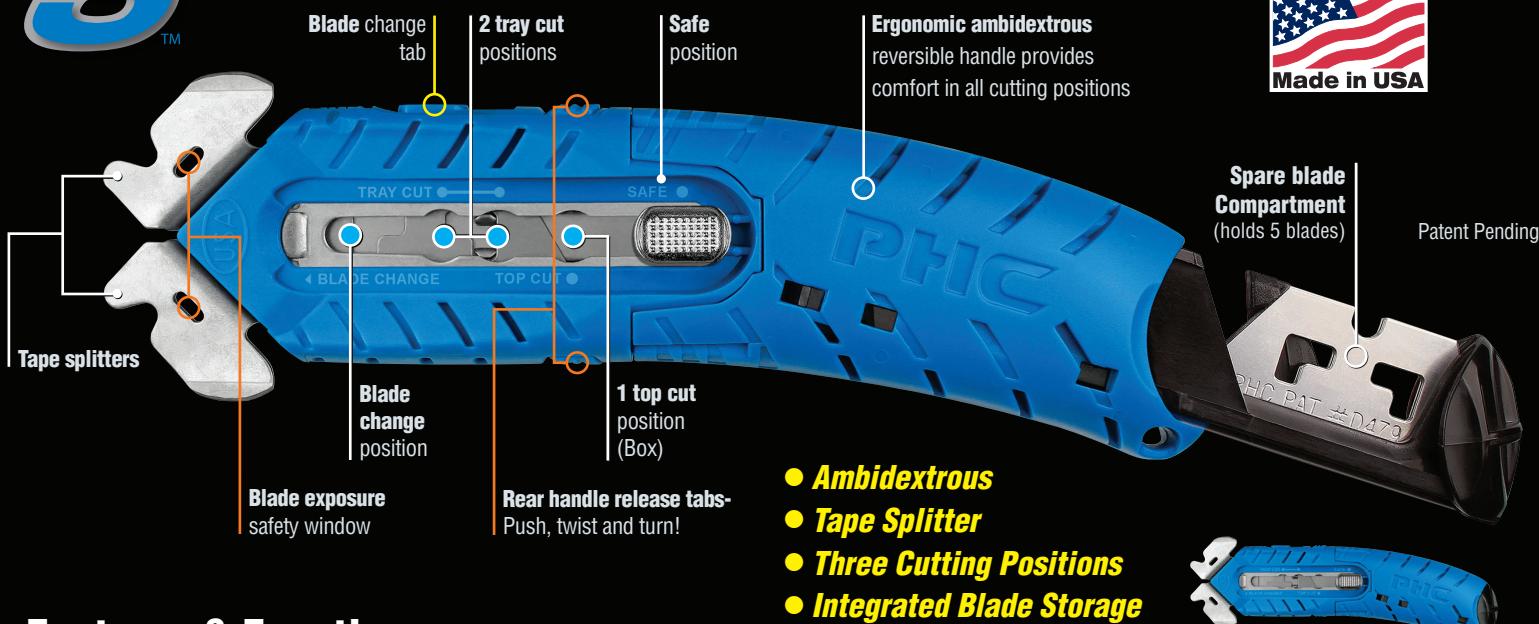


Instructions For Use

AMBIDEXTROUS - For Right & Left Handed Users

S8™ Safety Cutter




Features & Functions



Tape Cut




Top Cut



Tray Cut / Window Cut


Blade Change



While depressing blade change tab slide button forward into the blade change position and remove blade.



Grasp both sides of the black spare blade compartment and pull back until it locks into place. Remove left most blade. Close spare blade compartment.



Align and place new blade on the index. Slide button back to the safe position.


Customizing Your S8 For Right Or Left Handed Users



Squeeze release tabs and pull the handles apart.



Rotate 180 degrees and snap the handle back into the body to close.



Reverse blade orientation by going into the blade change position and turn blade over.



For Information Call: (800) 229-2233
Email: info@phcsafety.com
www.phcsafety.com



Use only S Series replacement blades:
SP-017, SPD-017 or PBDSPO17B



UKH-594 Safety Holster, CL-36 Coiled Lanyard Available



Working Safe Everyday.®